

EXPLORING THE IMPACT OF POLYHALITE (POLY4) APPLICATION ON SOIL SODIUM

Timothy David Lewis ¹; Lino Furia ¹; Paul Hallett ²; Annette Raffan ²; Huoyan Wang ³


1) Sirius Minerals PLC, Scarborough, United Kingdom, email: timothy.lewis@siriusminerals.com; 2) Institute of Biological and Environmental Sciences, University of Aberdeen, United Kingdom; 3) Soil Fertility and Plant Nutrition, Institute of Soil Science, Chinese Academy of Science, Nanjing, China

Introduction

Soil salinization affects approximately 831 million hectares of soil globally impacting the availability of land for crop production. Sodium can enter the soil system either naturally (through weathering, seawater intrusion or evapotranspiration) or as a result of human activity (water extraction, irrigation). Remediation is achieved by the application of calcium that encourages flocculation of soil particles (Figure 1), which lowers tensile strength, enabling plant roots to penetrate and facilitate soil water drainage.

POLY4 ($K_2SO_4 \cdot MgSO_4 \cdot 2CaSO_4 \cdot 2H_2O$) is based on polyhalite, which is an evaporite mineral that contains potassium (14% K_2O), magnesium (6% MgO), sulphur (48% SO_3) and calcium (17% CaO). The use of POLY4 in soils containing high levels of sodium is beneficial as the introduction of additional cations displaces sodium.

Figure 1 — Visualisation of how sodium and calcium affect soil structure.



Methods

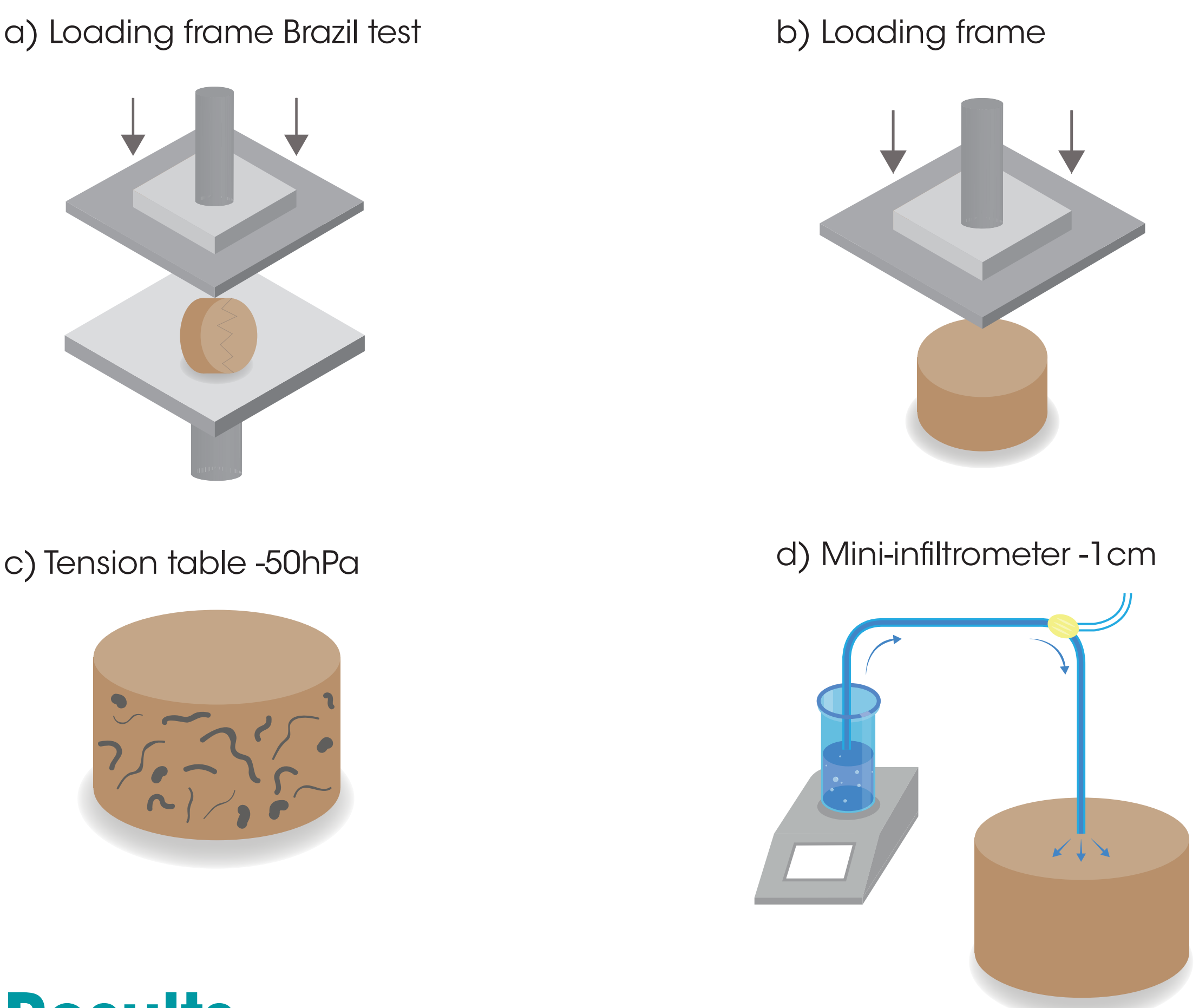
Laboratory study

- Scottish (Insch and Pow) and Israeli air-dry soils were amended with POLY4 at rates of 0, 2.5, 5 and 50 $t\ ha^{-1}$.
- Ten x 3cm air-dried discs were prepared per soil for fracture testing on loading frame at 2mm min^{-1} .
- Cores (5.5cm in diameter, 4cm high) were prepared with POLY4 and gypsum (0 – 440 $kg\ Ca\ ha^{-1}$) for testing of sorptivity, macroporosity and infiltration (Figure 2).

Greenhouse study

- Experimental soil was saline-alkali soil, collected from Dongtai city, Jiangsu Province, China.
- POLY4 and gypsum powder were mixed with soil.
- First, 2.8L of distilled water was applied to soil in each pot and was maintained for 48 hours. Then the wash water was collected. Second application involved 1.0L of distilled water to soil in each pot and was maintained for 48 hours, following which the wash water was collected.

Figure 2 — Schematics of laboratory methods for a) tensile strength testing; b) unconfined compression strength; c) macroporosity and d) sorptivity.



Results

Laboratory study

- Disc fracturing found that the soil tensile strength was inversely related to POLY4 application depending on soil type with waste water irrigated soils (Figure 3).
- Significant salt deposits developed on the surfaces of the cores due to the upward movements of excess salts during drying cycles, which was greater with POLY4 and was particularly prevalent in the highest application rates (Figure 4).
- Sorptivity, macroporosity and infiltration were unaffected.

Greenhouse study

- Compared on a mass basis, POLY4 treated pots post-leaching produced higher amounts of sodium than gypsum-treated pots.
- This result showed the potential for POLY4 to remediate soils with high levels of sodium (Figure 5).

Figure 3 — Soil tensile strength of Israeli soil treated with waste water.

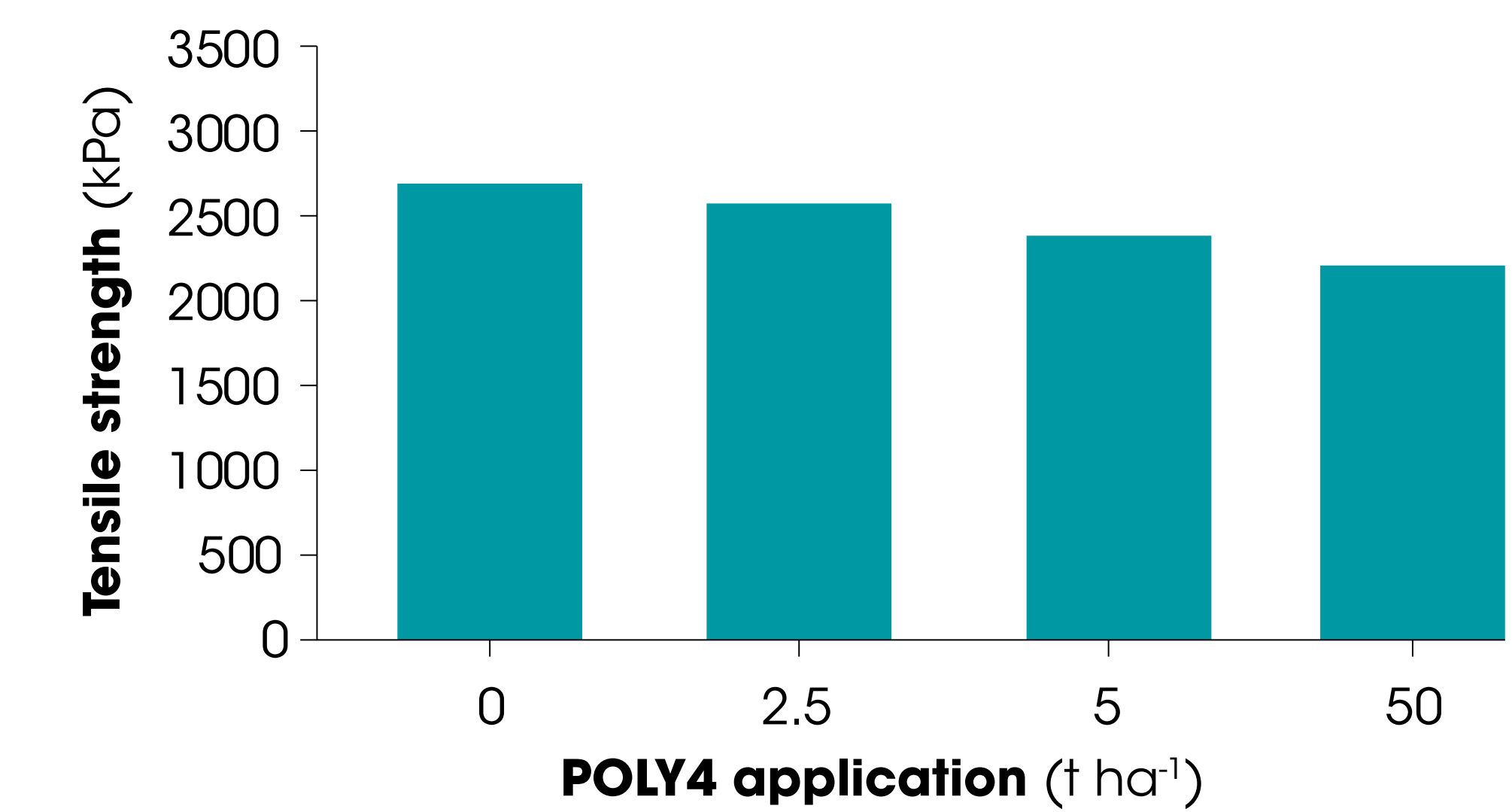


Figure 4 — Amended cores with increasing calcium application from left to right. Images taken when cores are field capacity. POLY4 (left), gypsum (right).


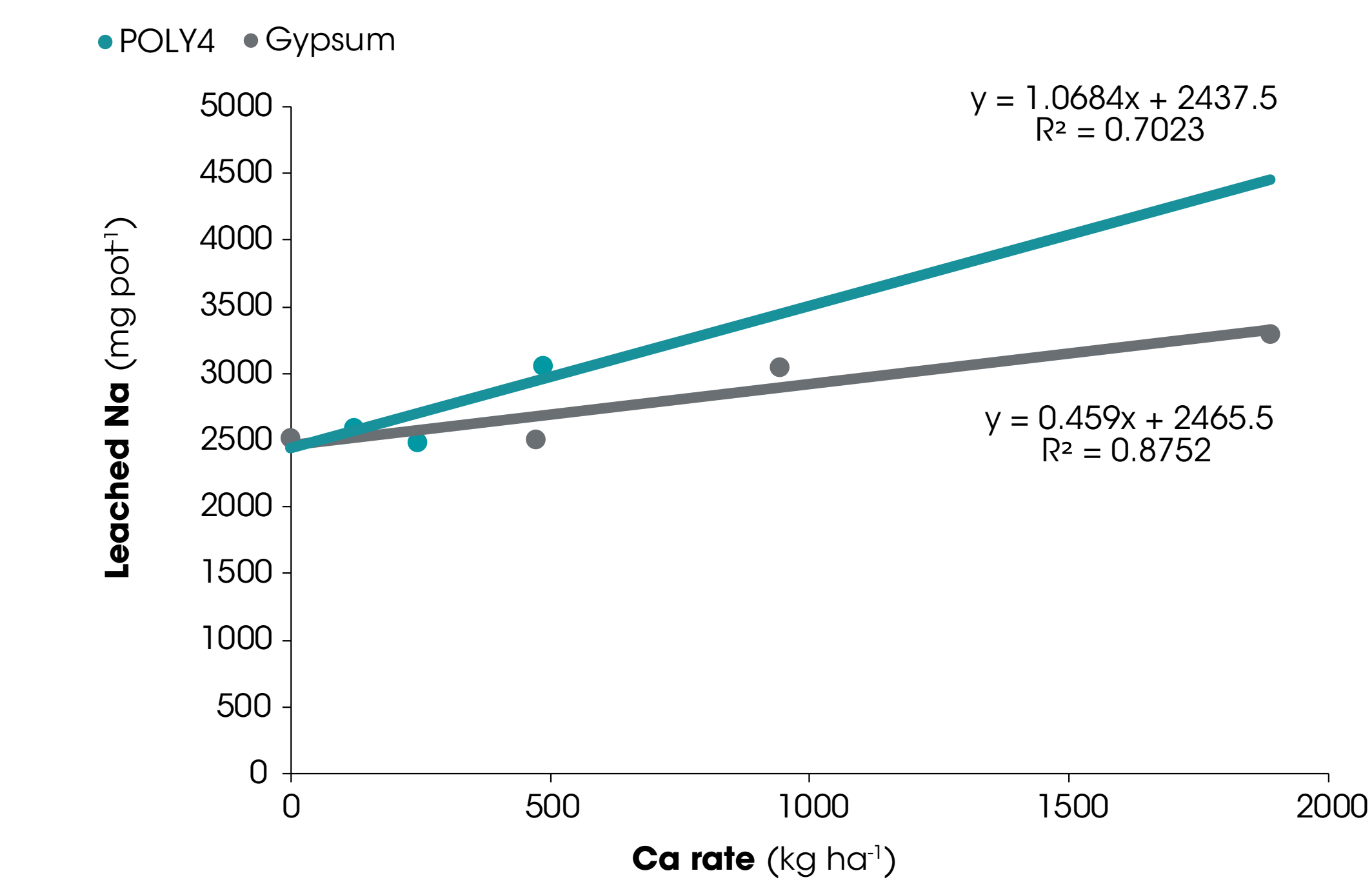


Figure 5 — Total leaching from pots treated with POLY4 and gypsum.



Conclusion

- Soils containing high levels of exchangeable sodium often limit plant growth.
- Remediation using calcium makes sodium available for washing out of the soil.
- In laboratory-based testing, POLY4 showed improvements in soil structure for soils irrigated with waste water.
- Salt deposits formed with increased POLY4 application demonstrating availability for sodium to be removed by water.
- In a greenhouse trial, POLY4-amended pots leached more sodium than gypsum-amended pots.